

RiverRun™ C A B I N E T R Y



DIRECT
SUPPLY INC

PRICE GROUP

Price Group 1

PARKVIEW SLAB (MDF & MAPLE)

Price Group 2

CAMBRIDGE SLAB

JEFFERSON SLAB (MDF)

PARKVIEW 5PC (MDF & MAPLE)

Price Group 3

CAMBRIDGE 5PC

JEFFERSON SLAB (RED OAK)

JEFFERSON 5PC (MDF)

Price Group 4

DALTON SLAB (BRICH)

JEFFERSON 5PC (OAK)

Price Group 5

DALTON 5PC (BIRCH)

HAMPTON 5PC (MDF)



DIRECT
SUPPLY INC
SURFACE MATERIALS \ CABINETS \ HARDWARE

616-245-4415


www.directsupplyinc.com | sales@directsupplyinc.com

Parkview Slab

RiverRock



Cocoa



Smoke



Sahara



Pecan




Sage



Mint



Pewter



STAINS WOOD SPECIES: SOFT MAPLE

PAINTS WOOD SPECIES: MDF


Parkview 5pc

***Image
Coming
Soon


Linen



Blue Lagoon




Onyx



White



Peppercorn



STAINS WOOD SPECIES: SOFT MAPLE

PAINTS WOOD SPECIES: MDF



DIRECT
SUPPLY INC
SURFACE MATERIALS \ CABINETS \ HARDWARE

616-245-4415

*Color may vary see samples

www.directsupplyinc.com | sales@directsupplyinc.com

Cambridge 5pc

Cambridge Slab

Onyx




WOOD SPECIES: MDF

Pewter



WOOD SPECIES: MDF

Blue Lagoon



Linen



Mint



Sage



White



Peppercorn



Jefferson

Peppercron



STAINS & PAINTS
WOOD SPECIES: RED OAK

Onyx



Blue Lagoon



White



Mint



Linen



Pewter



Sage



Pecan



Cocoa



RiverRock



Sahara



Smoke



Onyx



PAINTS ONLY

WOOD SPECIES: MDF

White




Pewter



Mint




Peppercorn




Linen



Sage



Blue Lagoon



Dalton 5pc

Pecan



WOOD SPECIES: BIRCH

Dalton Slab




WOOD SPECIES: BIRCH

Smoke



Cocoa



Sahara



RiverRock



Hampton

Peppercorn



WOOD SPECIES: MDF

White



Mint



Pewter



Blue Lagoon



Sage



Onyx



Linen



FINISH

River Run uses deep, luxurious, and durable finishes to enhance the door's details. Additionally, all the finishes have anti-yellowing properties, keeping the cabinet surface looking great for years to come

CONSTRUCTION

1. Constructed from 3/4" hardwoods. Base and wall frames have 1 1/2" stiles and rails. Base cabinets have a 1" reveal at the top. Bottom and sides have 1/4" reveal.

2. Constructed from 1/2" plywood with option for finished ends. Ends, tops and bottoms are captured in frame grooves. Backs are captured in end panel grooves.

3. For ease of installation, the backs are solid 1/2" plywood. Base cabinet backs extend to the floor providing optional structural stability.

4. EuroBoxes are 5/8" thick hardwood plywood with dowel construction. Option to upgrade to dovetail construction. Both options are clear coated and bottoms are fully captured plywood. Glides are under mount, full extension soft-close.

5. Sealed with clear-coat finish. Finished Interior option may be selected on wall, base, and tall cabinets up to 24" deep.

*Dovetail is available with upgrade

6. EuroBox (standard) or dovetail upgrade option for roll out tray box with undermount glides. Pilasters are installed at each corner of base cabinet (pantries get 2 sets of pilaster kits) with slots for approximate 1" height adjustments.

7. 6-way fully concealed 108° self-closing cup hinges that allow easy height, width, and depth adjustment are standard.

8. Premium full overlay door styles with soft-close door hinges. Stained doors are solid hardwood and painted doors are MDF.

9. Constructed from 1/2" unfinished plywood. They are inset into the cabinet box 3 1/2" and are 4 1/2" high. Toe Kick Material (TKS) is required to finish the toe kick space.

